

REVISIONS		Revision
No.	Date	By
3	10/22/2021	ddb
ITEMS 1 & 4		

SCOPES

SCALE:
AS NOTED

DATE: 10-15-2021

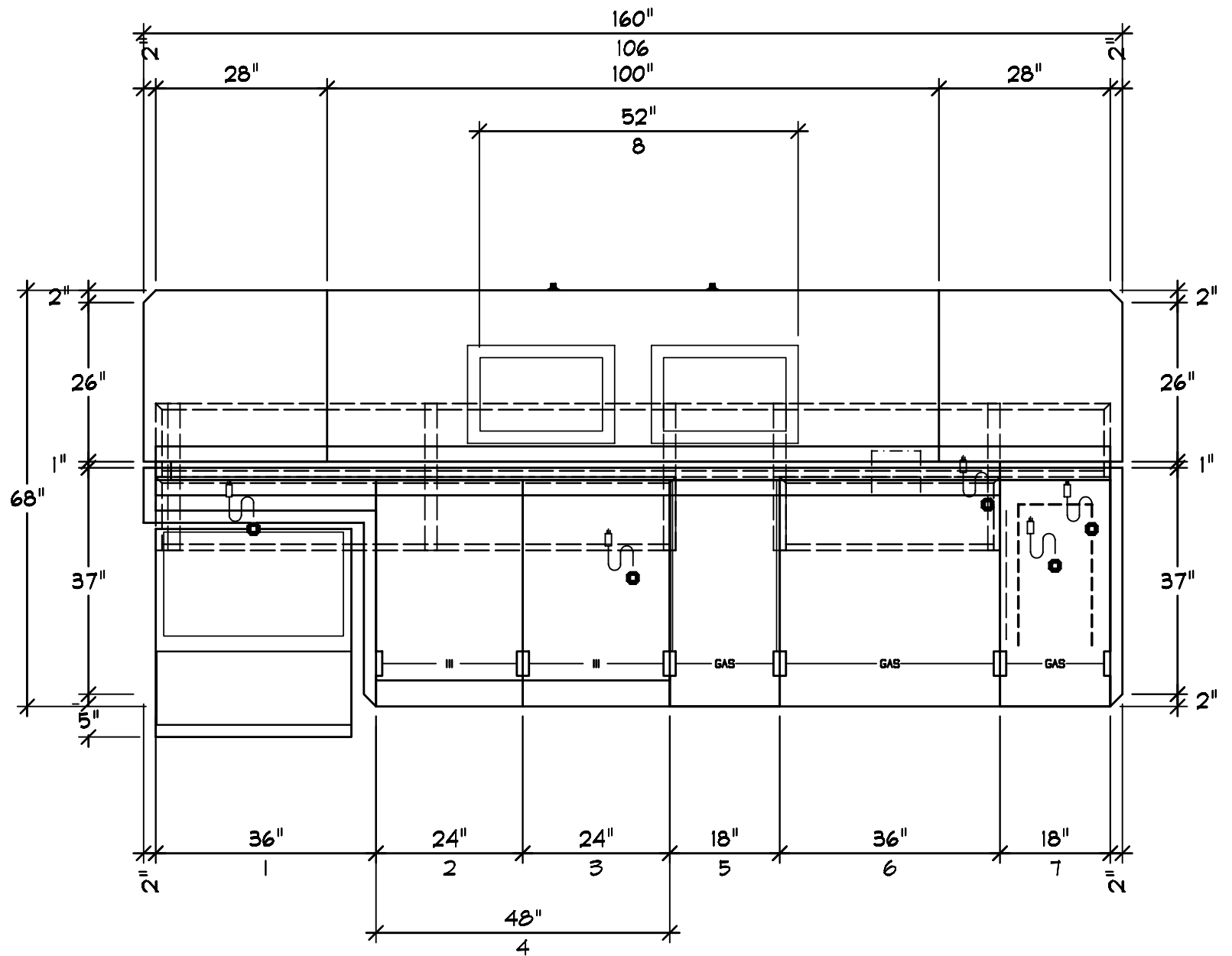
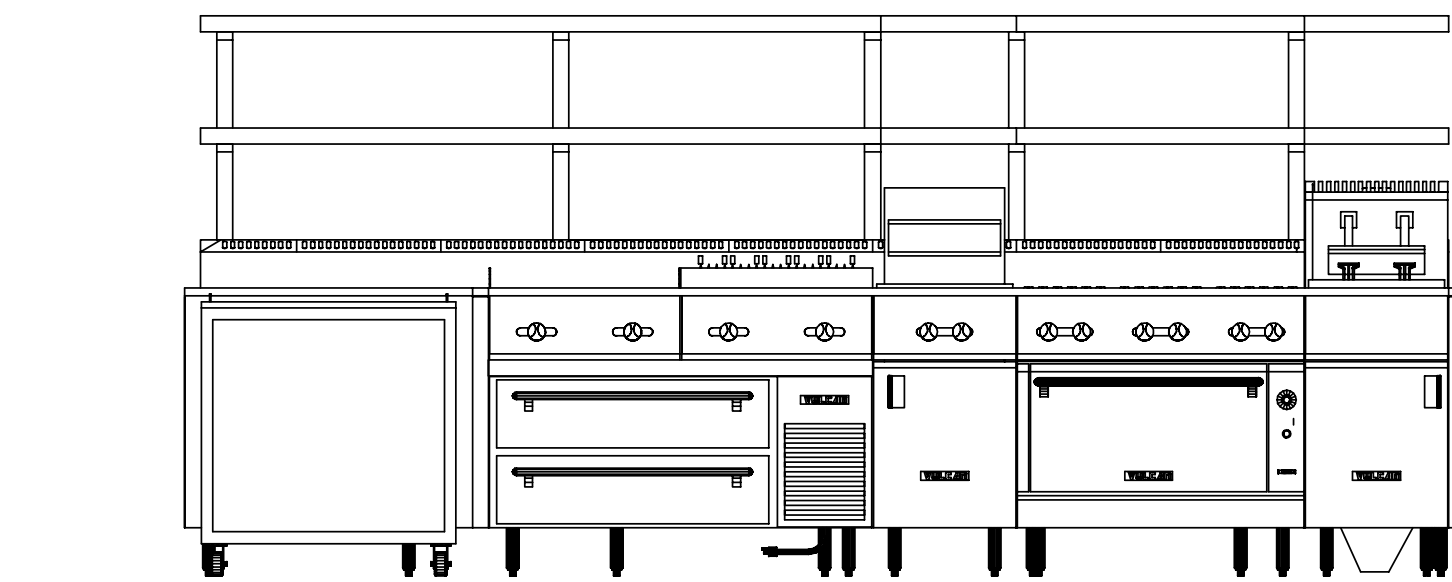
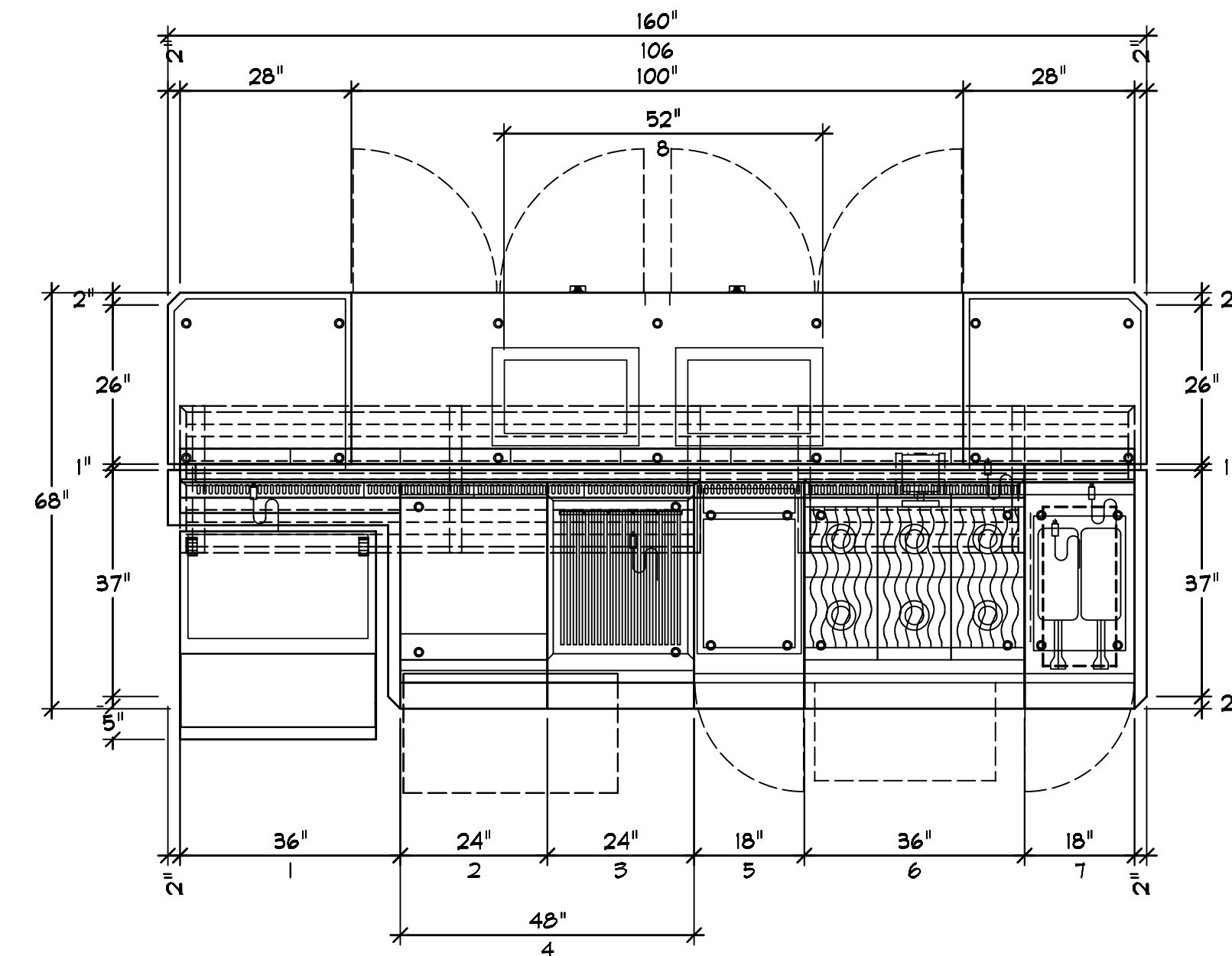
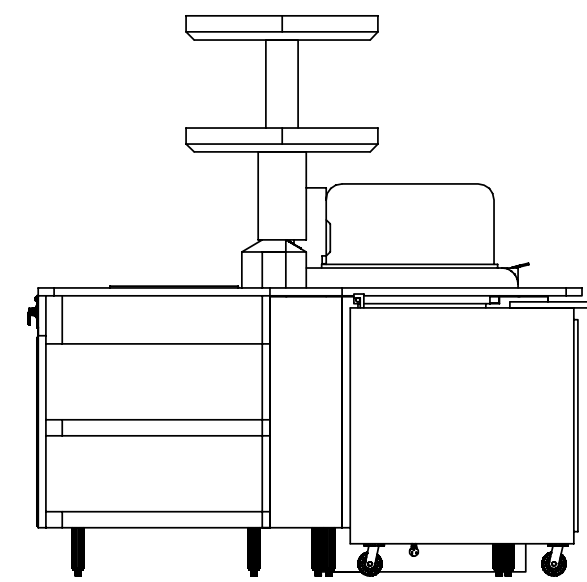
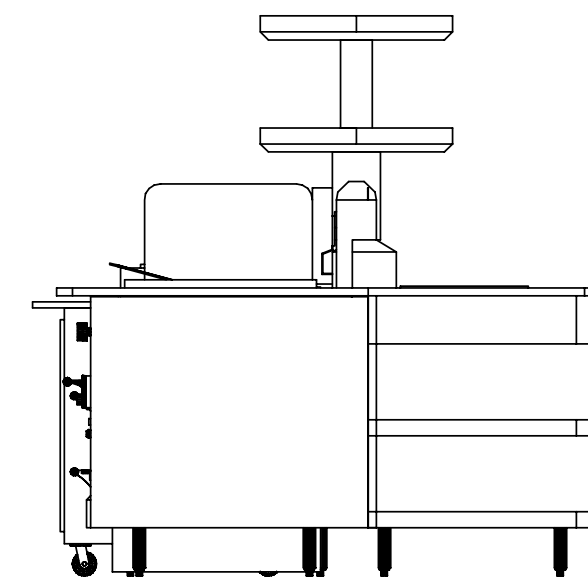
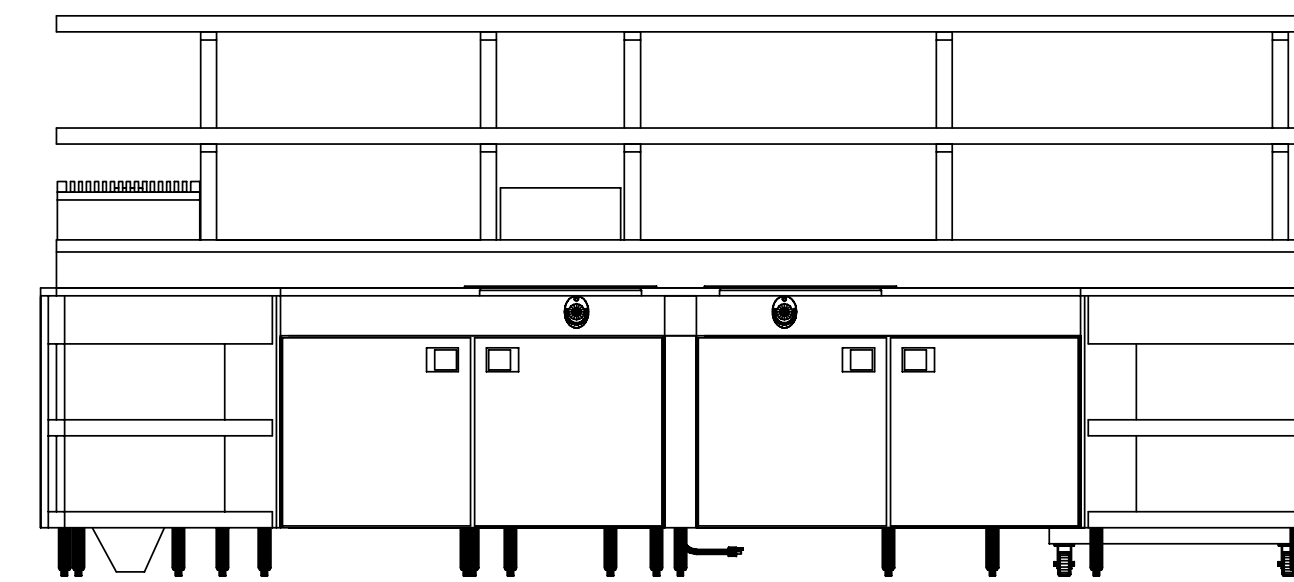
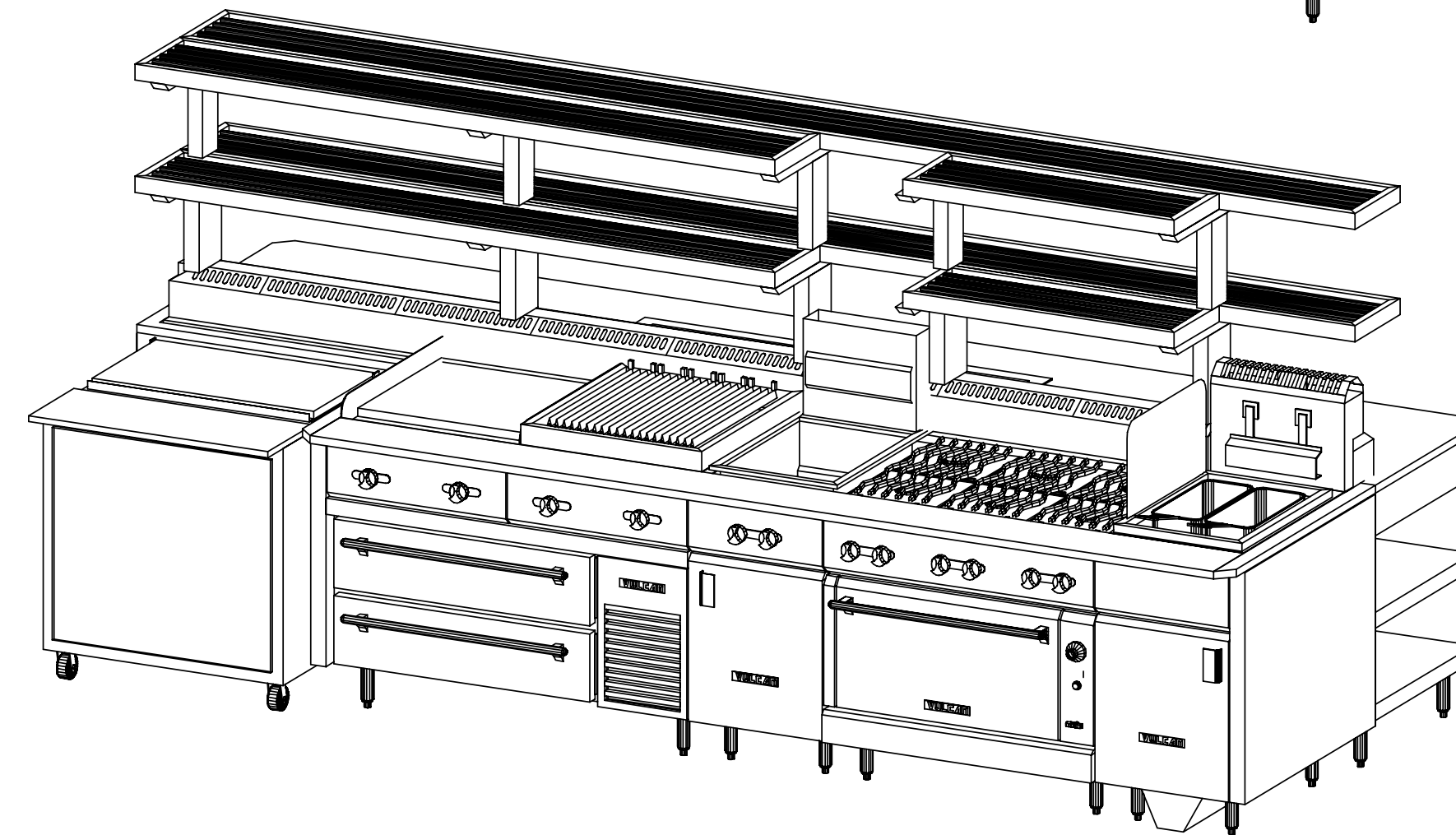
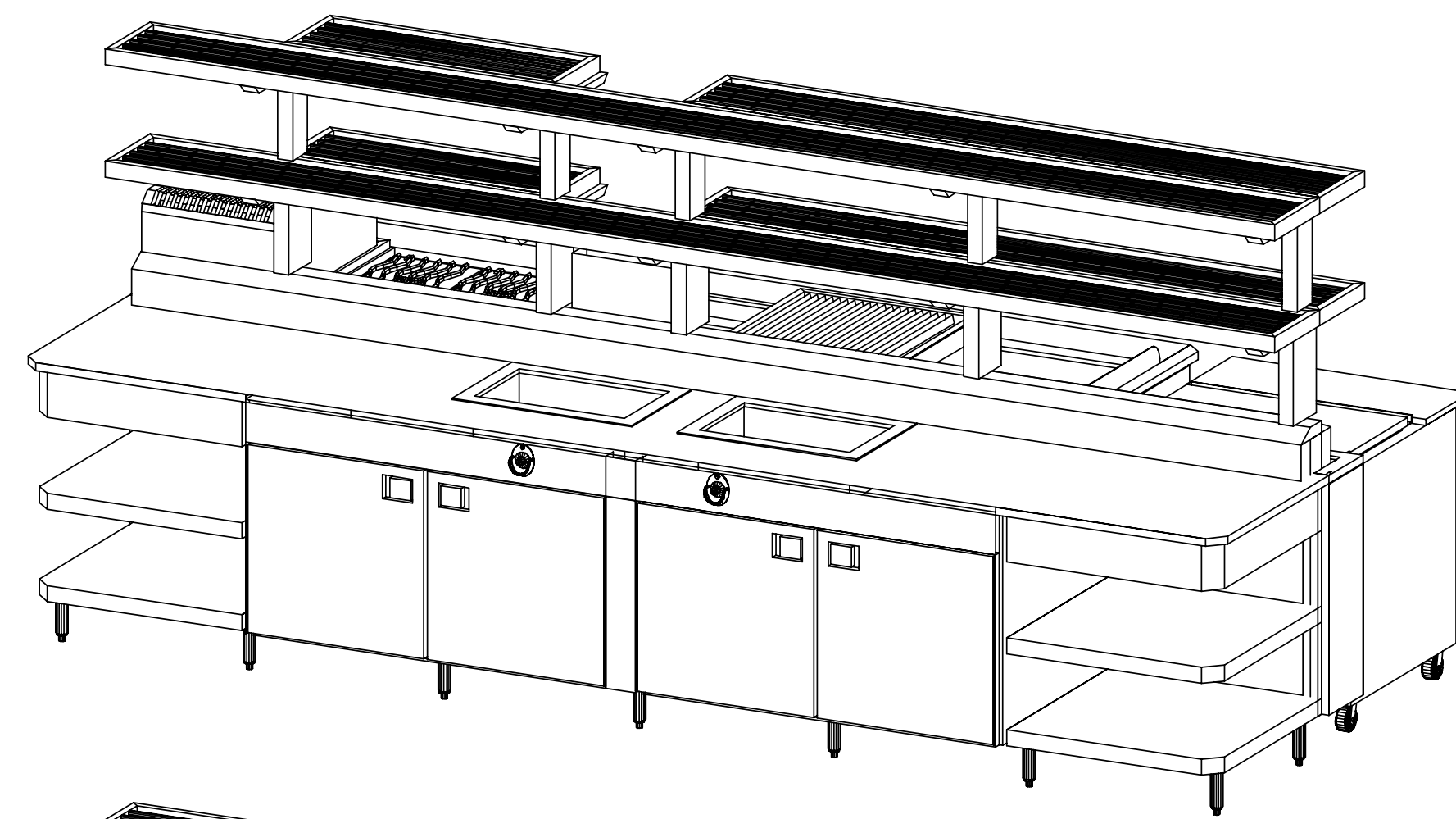
DRAWN BY: DDB

VH-WELLG

1

OF 1

PROJECT CODE
WELLG



515 MBTU
TOTAL

1	1 EA	UST3212	SANDWICH UNIT	
		120 (1)	6.8A	5-15
2	1 EA	VG124	RANGE	
		30 MBTU	1.25	MANIFOLD
3	1 EA	VCBB24	CHARBOILER	
		65 MBTU	1.25	MANIFOLD
4	1 EA	REF36	REFRIGERATED BASE/CONTAINED	
		120 (1)	6.7A	
5	1 EA	VWT18B-SEFPASTA	COOKER	
		90 MBTU	0.75	12 AFF
		120 (1)	2.0A	5-15
		CW	0.50	14 AFF
		IW	1.50	6 AFF
6	1 EA	VGB36C	RANGE	
		242 MBTU	1.25	MANIFOLD
		120 (1)	4.0A	5-15
7	1 EA	VFRY18F	FRYER	
		120 (1)	6.0A	5-15
		70 MBTU	0.75	12 AFF
				FILTER
8	2 EA	MOD100	HOT WELL	
		208 (1)	6.0A	16 AFF
		IW	0.50	26 AFF
1	1 EA	SUITE	FABRICATION	MAIN UNIT
		1 EA	SUITE	OVER SHELF
		120 (3)	12.0A	GFCI

FABRICATION NOTES

- #1 REFRIGERATED BASE
36" REMOTE REFRIGERATION
(2) DRAWERS
INDIRECT WASTE
FORCED AIR HINGED LID
- #5 PASTA
BASE ENCLOSURE
KEATING PASTA14
- #6 RANGE
5 GRATES
CONVECTION OVEN
- #7 FRYER
BUILT IN FILTRATION
(1) LH SIDE SPLASH
- #8 HOT WELLS
(2) WET / DRY DROPS
TSTAT CONTROLS
WITH DRAINS
- #106 SUITE
SST TOE / CURB - 3 NOTCHED OPENINGS
DOUBLE DECK OVER SHELF
REAR WORK COUNTER
(3) CONVECTION OUTLETS
PRE WIRED LOAD CENTER
SIZE AND SHAPE AS SHOWN

GENERAL NOTES - PLEASE READ

VENTILATION:
ALL COOKING EQUIPMENT MUST BE VENTILATED BY AN APPROVED APPLIANCE IN ACCORDANCE WITH ALL APPLICABLE CODES.

FIRE SUPPRESSION:
ALL COOKING EQUIPMENT MUST BE PROTECTED BY AN APPROVED FIRE SUPPRESSION SYSTEM IN ACCORDANCE WITH ALL APPLICABLE CODES.

CONNECTIONS:
ALL PIPING, FITTINGS, AND INTERCONNECTION SERVICES SHOWN ARE TO BE SUPPLIED AND INSTALLED BY LICENSED CONTRACTORS IN ACCORDANCE WITH ALL LOCAL CODES.

GAS CONNECTIONS:
EXTERNAL GAS REGULATORS, FLEXIBLE GAS LINES AND RESTRAINING CABLES PROVIDED WITH THE EQUIPMENT MUST BE INSTALLED BY LICENSED CONTRACTORS IN ACCORDANCE WITH ALL LOCAL CODES. INCOMING GAS MANIFOLD SUPPLY PRESSURE MUST NOT EXCEED 0.5 PSI (4" W.C.)

BY OTHERS:
VERIFY ALL EQUIPMENT LISTED AS BY OTHERS FOR SIZE AND MECHANICAL SERVICE REQUIREMENTS.

NOTE:
IN LINE WITH THE POLICY TO CONTINUALLY IMPROVE ITS PRODUCTS, THE MANUFACTURER RESERVE THE RIGHT TO CHANGE MATERIALS AND SPECIFICATIONS WITHOUT NOTICE.

CONNECTION POINT
COLD WATER
HOT WATER
HOT + COLD WATER
DRAIN
POWER
SWITCH
CORD SET
CONV OUTLET RECP
DUPLEX RECEPTACLE
SINGLE RECEPTACLE
GAS
STEAM SUPPLY
STEAM RETURN
STEAM TAKE OFF
EXHAUST VENT
SUPPLY VENT
REFRIGERATION