

UNLESS OTHERWISE NOTED
ALL LINE ITEMS LISTED
AS OPTIONAL OR ALTERNATE
ARE NOT SHOWN OR INCLUDED
IN THE MECHANICAL SERVICES

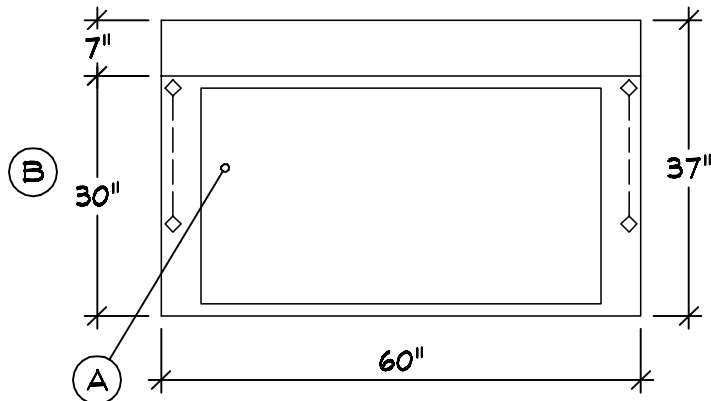
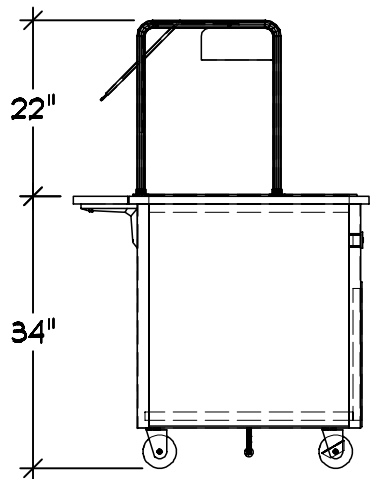
WACO 2 TENNYSON MS



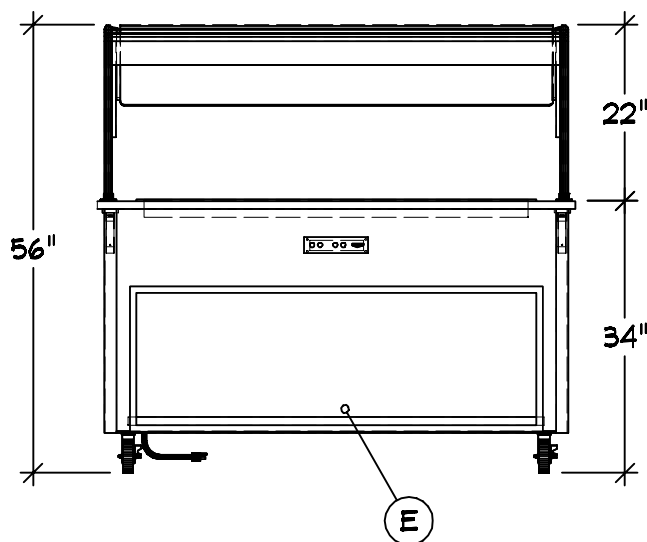
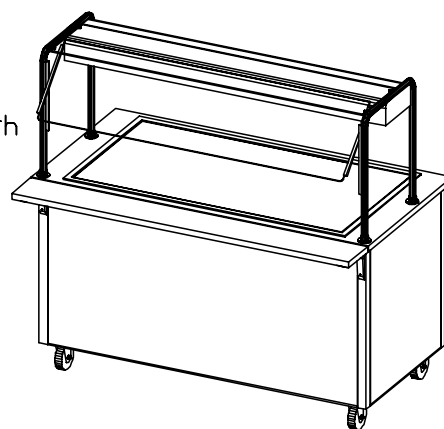
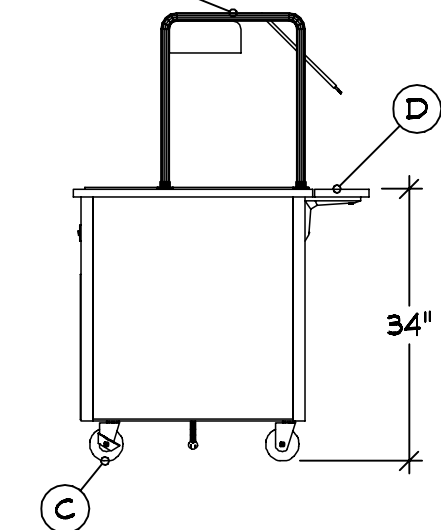
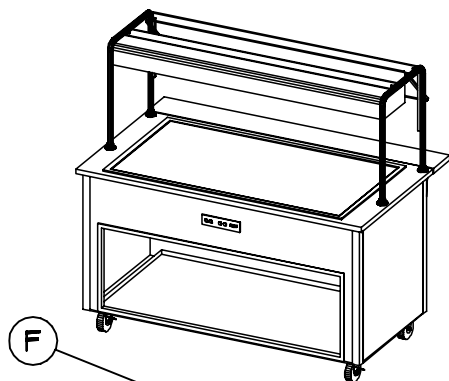
THE VOLLRATH CO., LLC

04-03-21

COPYRIGHT 2021
SHEBOYGAN, WI



A Top Layout Operator L-R
Dropin Shelf Display Display
FC-4HS-48120
Tstat Controls
Supplied And Installed By Vollrath



Server 1 | Qty 2
Utility Counter
A Custom Configuration
B Custom Counter Depth
C Casters : 4" (2) w/Brakes
D Customer Side Plate Rest
w/Lift-off Bracket
E Storage Shelf w/o Doors
F Contemporary Breath Guard

Single Side Buffet
With Top Shelf
With Adjustable Front Panel
Full Width S-S
Heat Strip w/ Light Strip
*** All Corner Radius
*** Does Not Meet Current
NSF Standards

Finishes And Materials

Top : ** 14 Ga SST

Body : WilsonArt
4651 Navy

Trim : 18 Ga SST

Plate Rest : 18 Ga SST

Breath Grd : Brushed SST

VOLTS 120 60 ELECTRICAL
Ø 1 1/2
14.6 A NEMA 5-20

Equipment Voltage LIamp

Heat Strip 120 9.3

Heated Shelf 120 5.3

Total Amps 14.6

WACO 2 TENNYSON MS

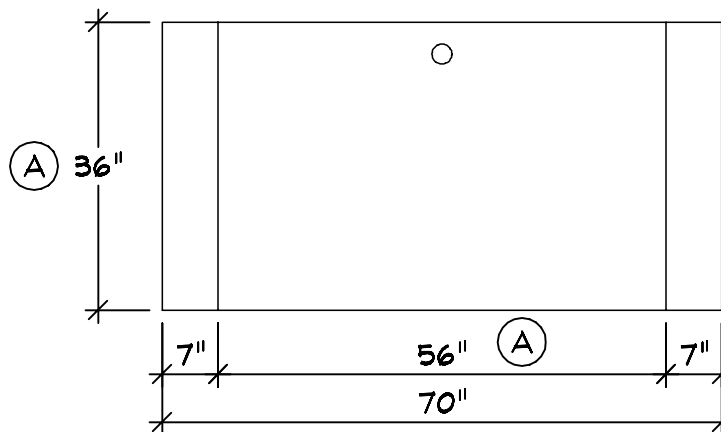
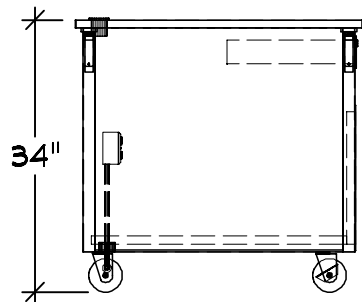
VOLLRATH

04-03-21

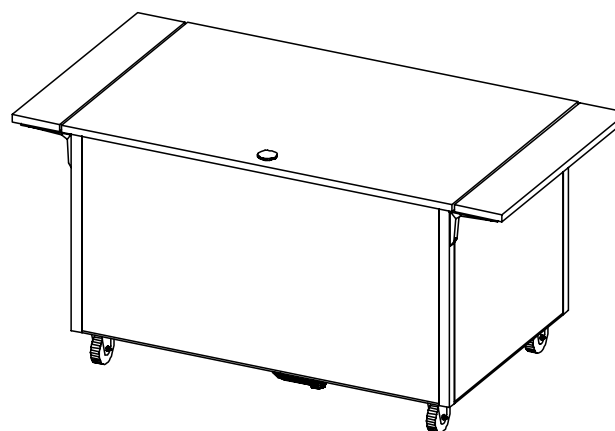
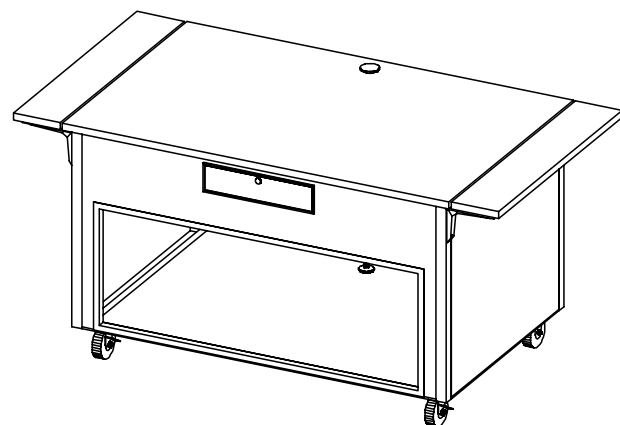
COPYRIGHT 2021

THE VOLLRATH CO., LLC

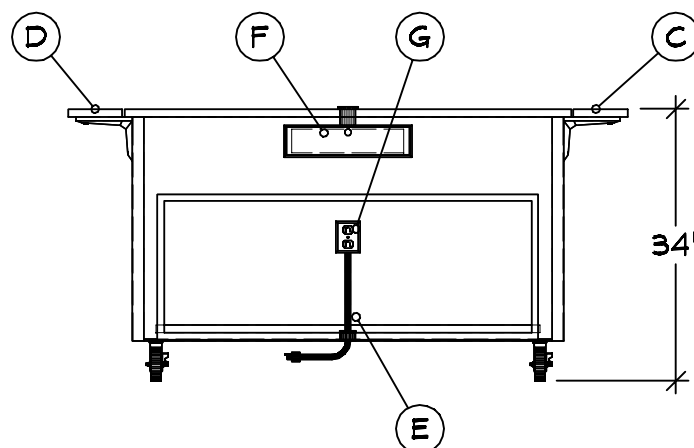
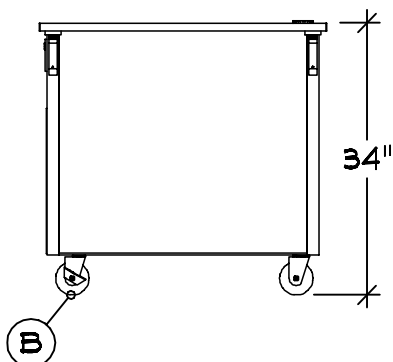
SHEBOYGAN, WI



Server 2 | Qty 1
 Cashier Station
 A Custom Counter Width & Depth
 B Casters : 4" (2) w/Brakes
 C Operator RH Side Plate Rest w/ Lift-off Bracket
 D Operator LH Side Plate Rest w/ Lift-off Bracket
 E Storage Shelf w/o Doors
 F Cash Drawer
 G Receptacle And Cord Grommet



Finishes And Materials
 Top : ** 14 Ga SST
 Body : Wilsonart
 4651 Navy
 Trim : 18 Ga SST
 Plate Rest : 18 Ga SST
 Storage Door : To Match Base



VOLTS	120	60	ELECTRICAL NEMA 5-15
Ø	1	W	
10.0 Max A			

WACO 2 TENNYSON MS



04-03-21
 COPYRIGHT 2021
 SHEBOYGAN, WI

THE VOLLRATH CO., LLC

GENERAL NOTES - PLEASE READ

CONFIGURATION:

THESE DRAWINGS ARE TO BE USED IN CONJUNCTION WITH THE PREPARED QUOTATION AND MUST BE RECONCILED PRIOR TO RELEASE FOR FABRICATION.

DIMENSIONS:

ALL DIMENSIONS SHOWN ARE $\pm 1/4"$

CONNECTIONS:













ALL PIPING, FITTINGS, AND INTERCONNECTION SERVICES SHOWN ARE TO BE SUPPLIED AND INSTALLED BY LICENSED CONTRACTORS IN ACCORDANCE WITH ALL LOCAL CODES.

BY OTHERS:

VERIFY ALL EQUIPMENT LISTED AS BY OTHERS FOR SIZE AND MECHANICAL SERVICE REQUIREMENTS.

NOTE:

IN LINE WITH THE POLICY TO CONTINUALLY IMPROVE ITS PRODUCTS, THE MANUFACTURE RESERVES THE RIGHT TO CHANGE MATERIALS AND SPECIFICATIONS WITHOUT NOTICE.

	CONNECTION POINT
	COLD WATER
	HOT WATER
	HOT + COLD WATER
	DRAIN
	POWER
	SWITCH
	CORD SET
	CONV OUTLET RECP
	DUPLEX RECPTACLE
	SINGLE RECPTACLE
	REFRIGERATION



CONFIDENTIAL DESIGN

The Vollrath Company, L.L.C. ("Vollrath") considers this new design proprietary and confidential. Due to the existing relationship of trust and good faith between Vollrath and Recipient, Vollrath is providing this proprietary and confidential design and related information to Recipient with the understanding that Recipient will maintain such design and information in secrecy and will not directly or indirectly use, disseminate, or otherwise disclose this proprietary and confidential information to any outside person or organization without the express written prior consent of The Vollrath Company, L.L.C.

09-11-2019

09-12-2019

10-15-2019

10-23-2020 : 08:23:17a

04-03-2021 : 07:15:17a

WACO 2 TENNYSON MS



THE VOLLRATH CO., LLC

04-03-21

COPYRIGHT 2021

SHEBOYGAN, WI