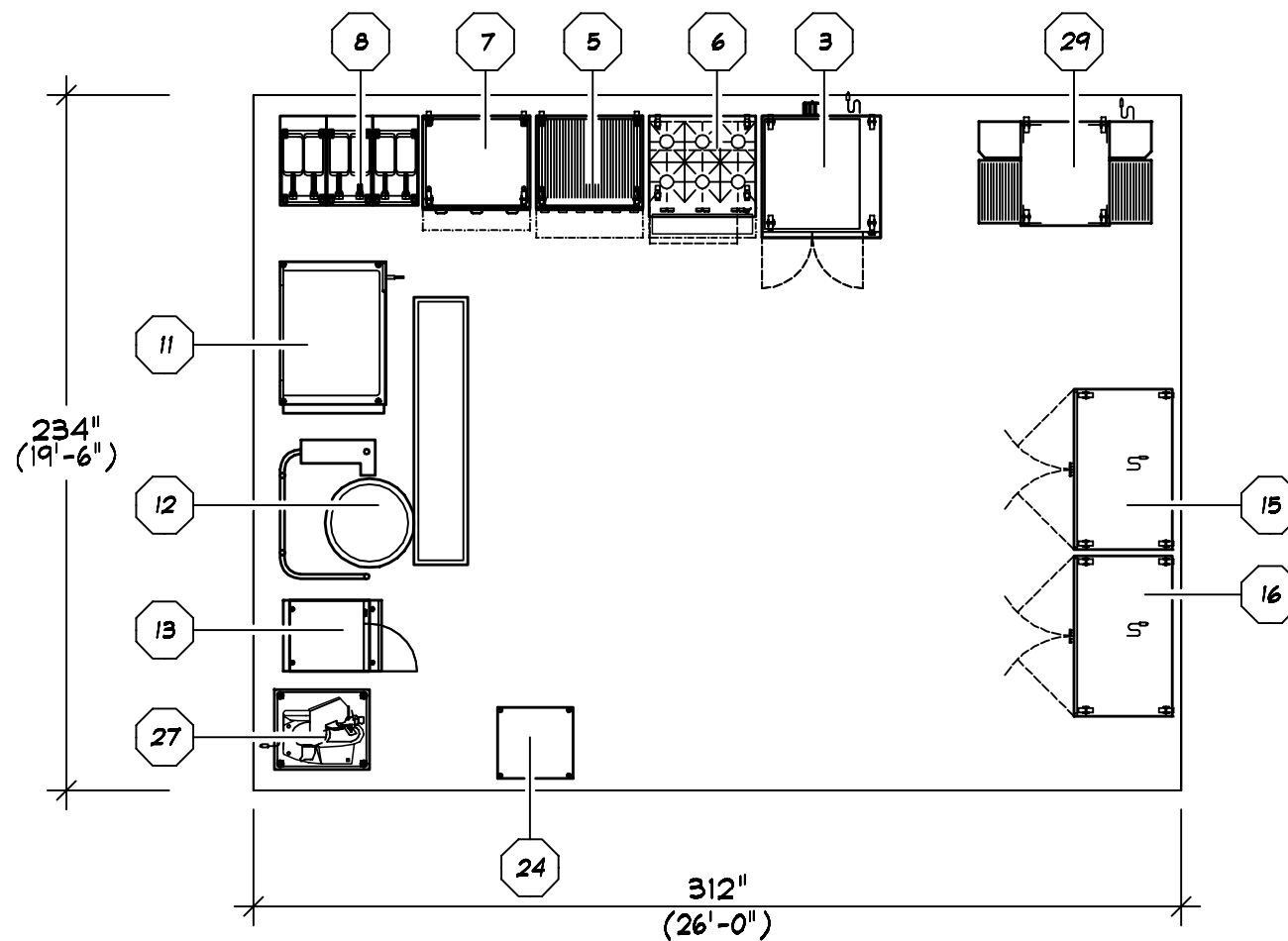


PLAN VIEW



VH-TRINB
COPYRIGHT (C) 2021

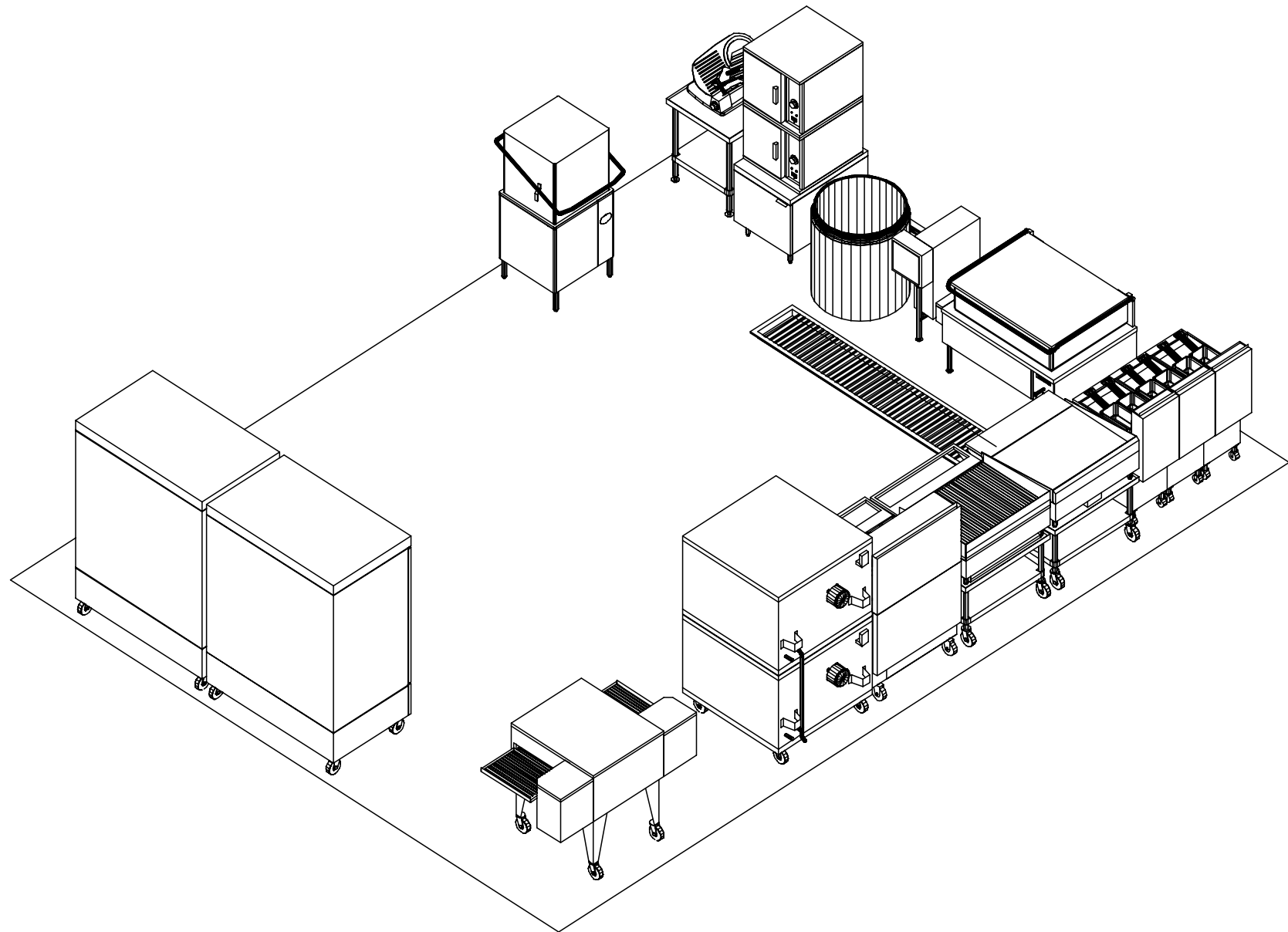
VULCAN

TRINB

COPTIC CHURCH - BASEMENT

10-13-21

NE VIEW



VH-TRINB
COPYRIGHT (C) 2021

 **VULCAN**

TRINB

COPTIC CHURCH - BASEMENT

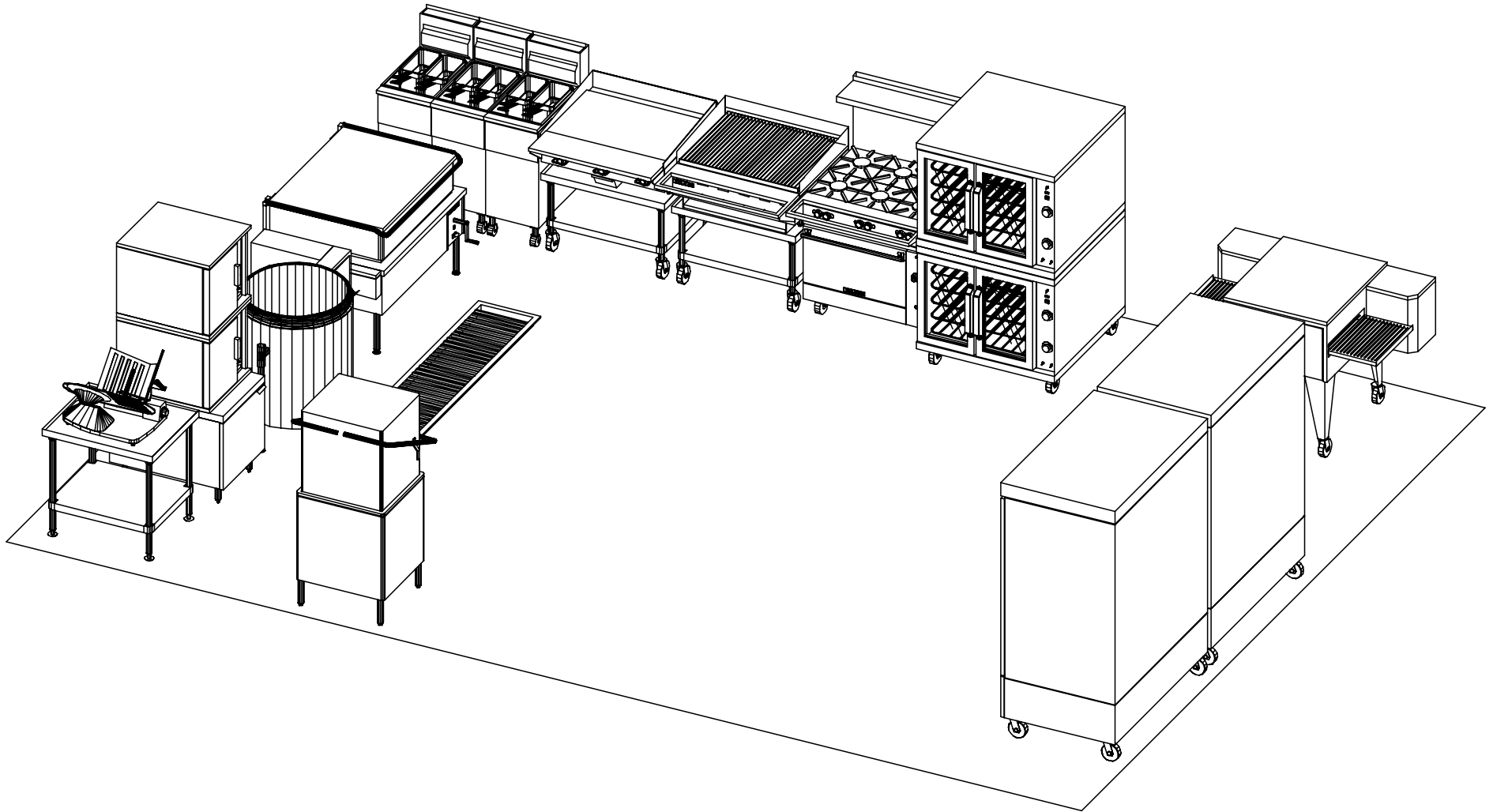
10-13-21

A detailed line drawing of a modular kitchen layout. The layout includes a tall cabinet with two doors and a long base unit. A small island with a countertop and a sink is positioned on the left. The main kitchen area features a sink unit, a cooktop, a refrigerator, a dishwasher, a microwave, and a stove. The units are arranged in a U-shape, with a small table and chairs at the end. The drawing is a black and white line art, showing the outlines and basic details of the furniture.

 **VULCAN**

COPTIC CHURCH - BASEMENT
10-13-21

SSS VIEW



VH-TRINB
COPYRIGHT (C) 2021

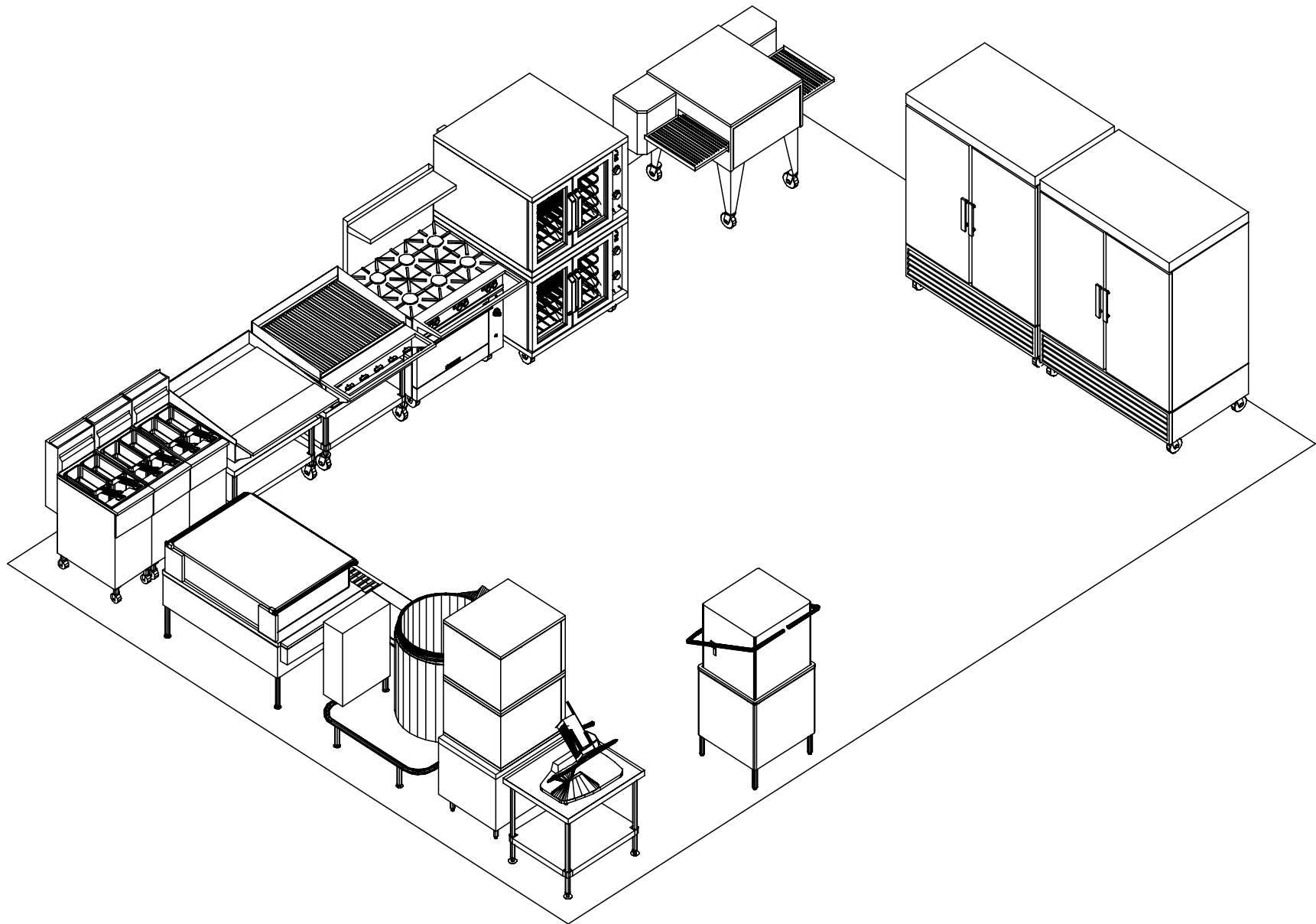
 **VULCAN**

TRINB

COPTIC CHURCH - BASEMENT

10-13-21

SW VIEW



VH-TRINB
COPYRIGHT (C) 2021

 **VULCAN**

TRINB

COPTIC CHURCH - BASEMENT

10-13-21

GENERAL NOTES - PLEASE READ**VENTILATION:**

ALL COOKING EQUIPMENT MUST BE VENTILATED BY AN APPROVED APPLIANCE IN ACCORDANCE WITH ALL APPLICABLE CODES.

FIRE SUPPRESSION:

ALL COOKING EQUIPMENT MUST BE PROTECTED BY AN APPROVED FIRE SUPPRESSION SYSTEM IN ACCORDANCE WITH ALL APPLICABLE CODES.

CONNECTIONS:

ALL PIPING, FITTINGS, AND INTERCONNECTION SERVICES SHOWN ARE TO BE SUPPLIED AND INSTALLED BY LICENSED CONTRACTORS IN ACCORDANCE WITH ALL LOCAL CODES.

GAS CONNECTIONS:



















EXTERNAL GAS REGULATORS, FLEXIBLE GAS LINES AND RESTRAINING CABLES PROVIDED WITH THE EQUIPMENT MUST BE INSTALLED BY LICENSED CONTRACTORS IN ACCORDANCE WITH ALL LOCAL CODES. INCOMING GAS MANIFOLD SUPPLY PRESSURE MUST NOT EXCEED 0.5 PSI (14" W.C.)

BY OTHERS:

VERIFY ALL EQUIPMENT LISTED AS BY OTHERS FOR SIZE AND MECHANICAL SERVICE REQUIREMENTS.

NOTE:

IN LINE WITH THE POLICY TO CONTINUALLY IMPROVE ITS PRODUCTS, THE MANUFACTURES RESERVE THE RIGHT TO CHANGE MATERIALS AND SPECIFICATIONS WITHOUT NOTICE.

	CONNECTION POINT
	COLD WATER
	HOT WATER
	HOT + COLD WATER
	DRAIN
	POWER
	SWITCH
	CORD SET
	CONV OUTLET RECP
	DUPLEX RECPTACLE
	SINGLE RECPTACLE
	GAS
	STEAM SUPPLY
	STEAM RETURN
	STEAM TAKE OFF
	EXHAUST VENT
	SUPPLY VENT
	REFRIGERATION

09-29-2021

10-13-2021 : 07:54:37a

10-13-2021 : 10:43:37a

PROJECT CODE

TRINB