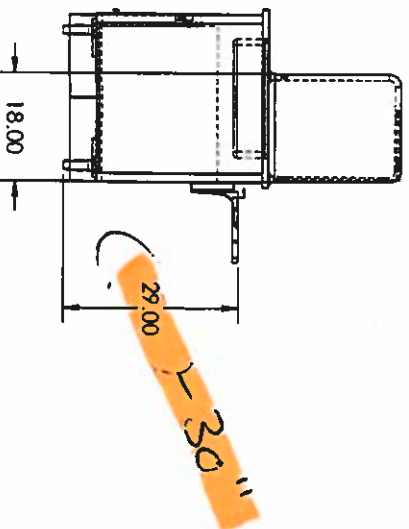
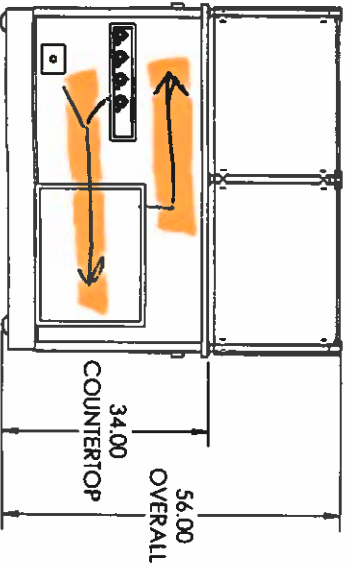
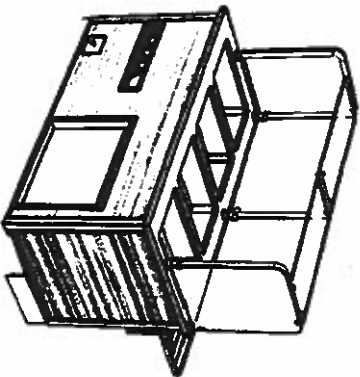
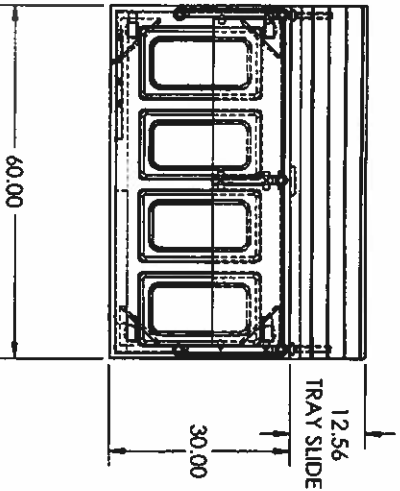


**NOTE #1 - All units – Laminate to be Formica 8839-58 Ashen Ribbonwood INSTALLED – VERTICALLY**

**Move Controls to operator Right Side – furnish a 6-20P if possible to match existing outlet – change to 1000 watt elements if needed.**



*Change to 6-20P*

*29.00 - 30"*

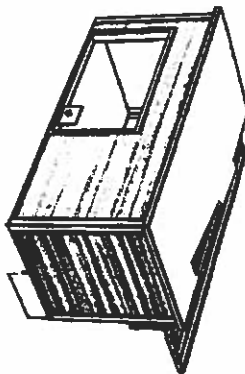
EQUIPMENT 1	EQUIPMENT 2	EQUIPMENT 3	UNIT VOLTS	UNIT AMPS	UNIT PLUG	BASE FINISH	BASE COLOR
HOT_STEAM	NONE	NONE	208	12	NEMA 6-15P	CUSTOM LAMINATE	

Supply an extended drain hose with "L" pipe at end to access floor sink – 8' away

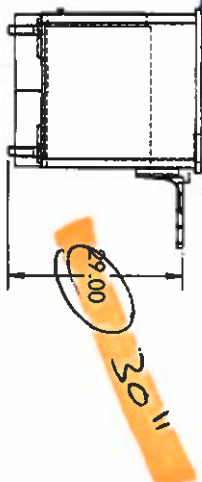
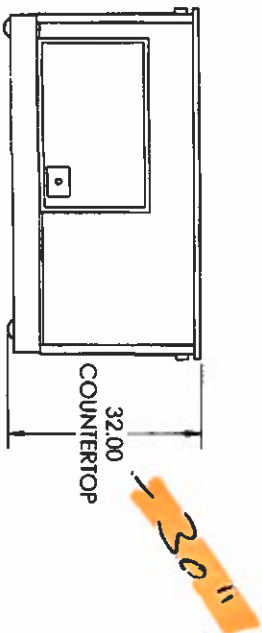
**NOTE #2 - All Units supply 3-sided skirting – securely attached to the units – as they will be moved on a daily basis**

<p>1234 N. 10th Street Phoenix, AZ 85001 vollrathservice.com</p>		<p><b>Navajo Elem School 2 10</b></p>	
<p><b>VOLLRATH</b> PLAN, FRONT, SIDE</p>		<p>DATE: _____ NO. DESCRIPTION: _____</p>	
<p>1 of 1</p>		<p>1234 N. 10th Street Phoenix, AZ 85001 vollrathservice.com</p>	

*No Rear Skirting*



Counter & Tray  
Slide @ 30"

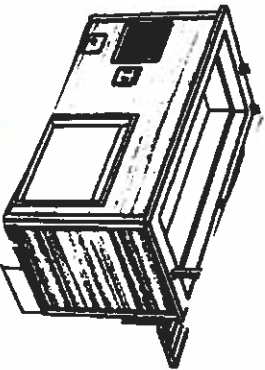
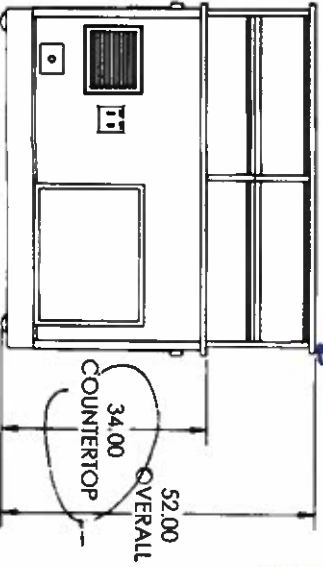
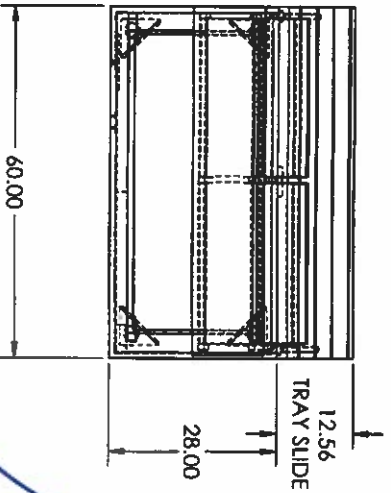


See NOTE #1

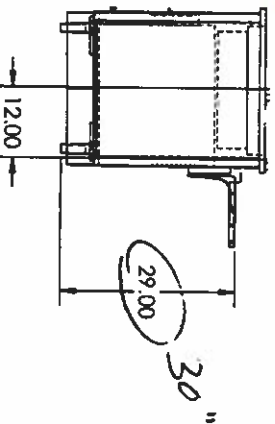
See NOTE #2

Furnish Single Side Speed Serve with LED Light  
Match previous unit supplied on Hopi Elem  
School 11/1/18

(shown in Next Drawing)



Counter & Tray Slide  
@ 30"

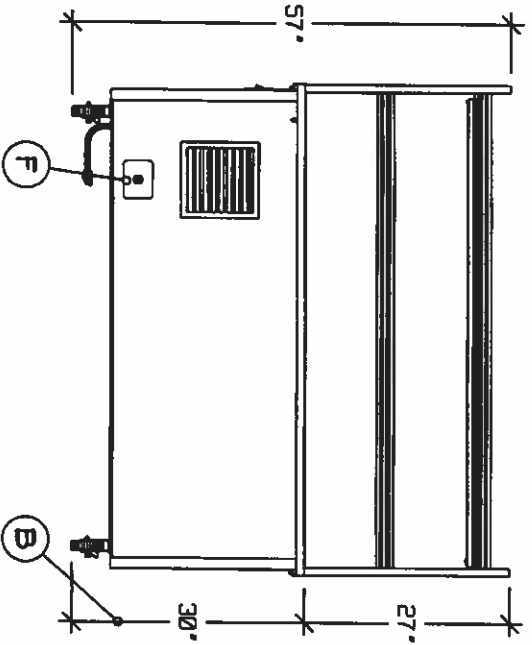
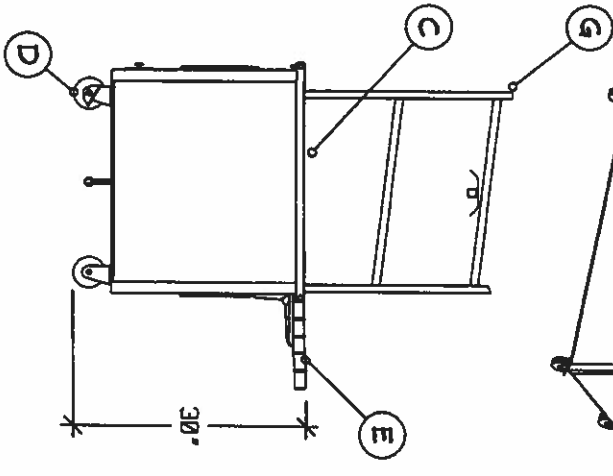
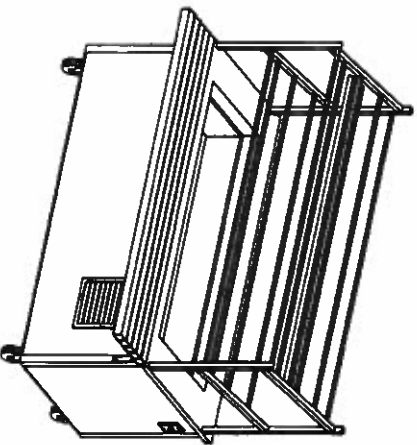
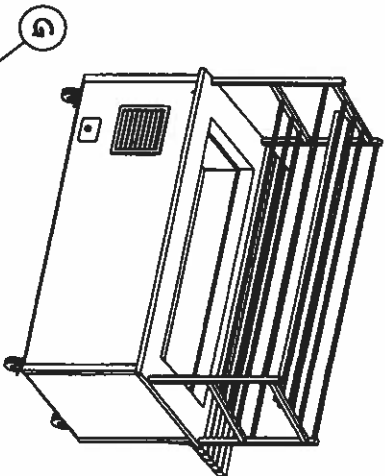
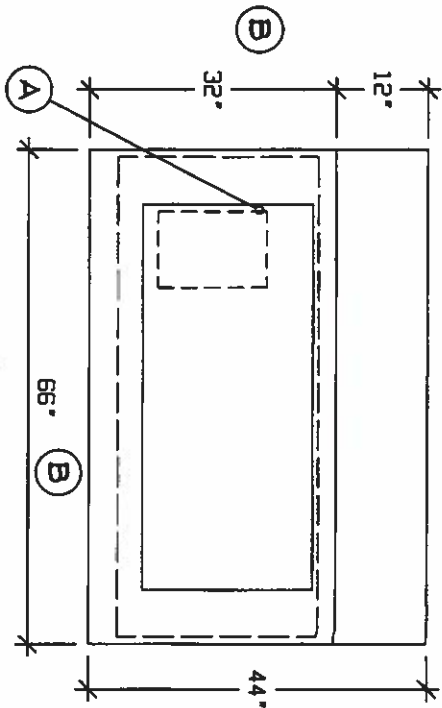
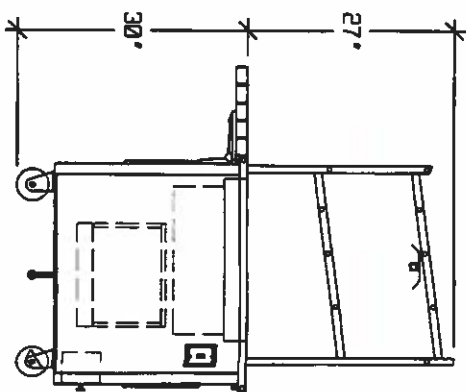


EQUIPMENT 1	EQUIPMENT 2	EQUIPMENT 3	UNIT VOLTS	UNIT AMPS	UNIT PLUG	BASE FINISH	BASE COLOR
COLD NSF7	NONE	NONE	120	8.8	NEMA 5-15P	CUSTOM LAMINATE	

© 2020 The Vollrath Company, L.L.C. All Rights Reserved

THIS DOCUMENT WAS ORIGINALLY CREATED ON A 11" x 17" SIZE SHEET

Navajo Elem School 210		DATE		NO.		DESCRIPTION	
DRAWN BY C-12021							
CHECKED BY MRS							
DATE 2/16/2021							
BY Robert Tully							
SCALE 1/4" = 1'-0"							
PROJECT VOLLRATH PLAN, FRONT, SIDE							
SHEET NO. 1 of 1							



- SERVER 36 1 QTY 1  
COLD FOOD COUNTER  
A (1) 4 PAN NSF7 COLD WELL  
B CUSTOM COUNTER WIDTH,  
DEPTH & HEIGHT  
C LINE UP LOCKS  
D 4" CASTERS (2) W/BRACKES  
E CUSTOMER SIDE V RIB TRAY  
SLIDE VALVE-OFF BRACKETS,  
CONTINUOUS SURFACE HEIGHT  
F (1) 1/2" DRAIN WITH BALL  
VALVE  
G OVERSHELF BREATH GUARD  
SPEED SERVE  
FULL WIDTH S-S  
LED LIGHT STRIP  
ON BOARD SWITCH  
\*\*\* SINGLE SIDE ACCESS

Finishes And Materials

Top : \*\* 14 Ga SST  
Body : Laminate T80  
Trim : 18 Ga SST  
Tray Rail : \*\* 14 Ga SST  
Breath Grd : Polished SST

VOLTS	120	60	ELECTRICAL
Ø	1	Ø 0	NEMA 5-15
7.2 A			

PLUMBING	CW: -	
HW: -		
WASTE: (1) Ø.5"		INDIRECT

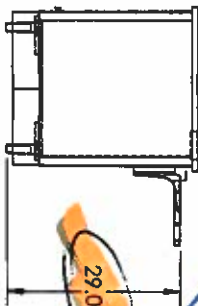
HOPPE  
HOPPE ELEMENTARY SCHOOL

10-11-18  
COPYRIGHT 2018  
THE VOLLMATH CO., LLC  
SPRINGFIELD, VT

**See NOTE #2**



Count & Tray Slide

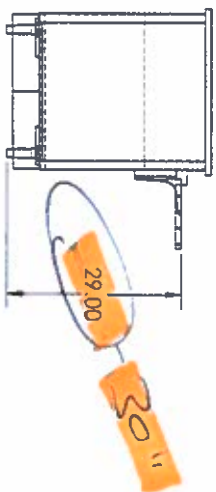
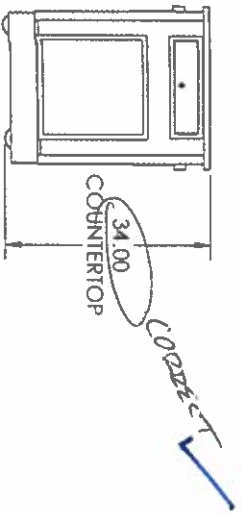
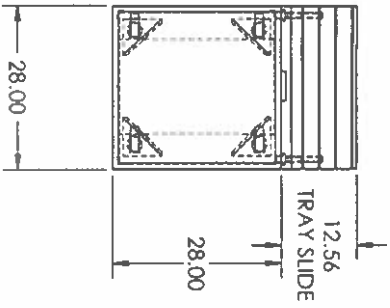


29.00

[illegible]

See NOTE #1

See NOTE #2



EQUIPMENT 1	EQUIPMENT 2	EQUIPMENT 3	UNIT VOLTS	UNIT AMPS	UNIT PLUG	BASE FINISH	BASE COLOR
CASHER_OPER	NONE	NONE	120	10	NEMA 5-15P	CUSTOM LAMINATE	

© 2020 The Vollrath Company, L.L.C. All Rights Reserved

THIS DOCUMENT WAS ORIGINALLY CREATED ON A 11" x 17" SIZE SHEET

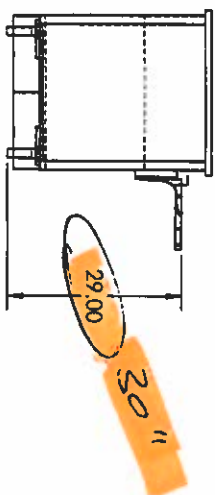
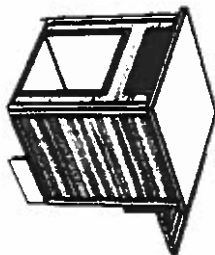
Navajo Elem  
School 2 10

DATE	NO	DESCRIPTION

VOLLRATH  
PLAN, FRONT,  
SIDE

1 of 1

**See NOTE #2**

[illegible]