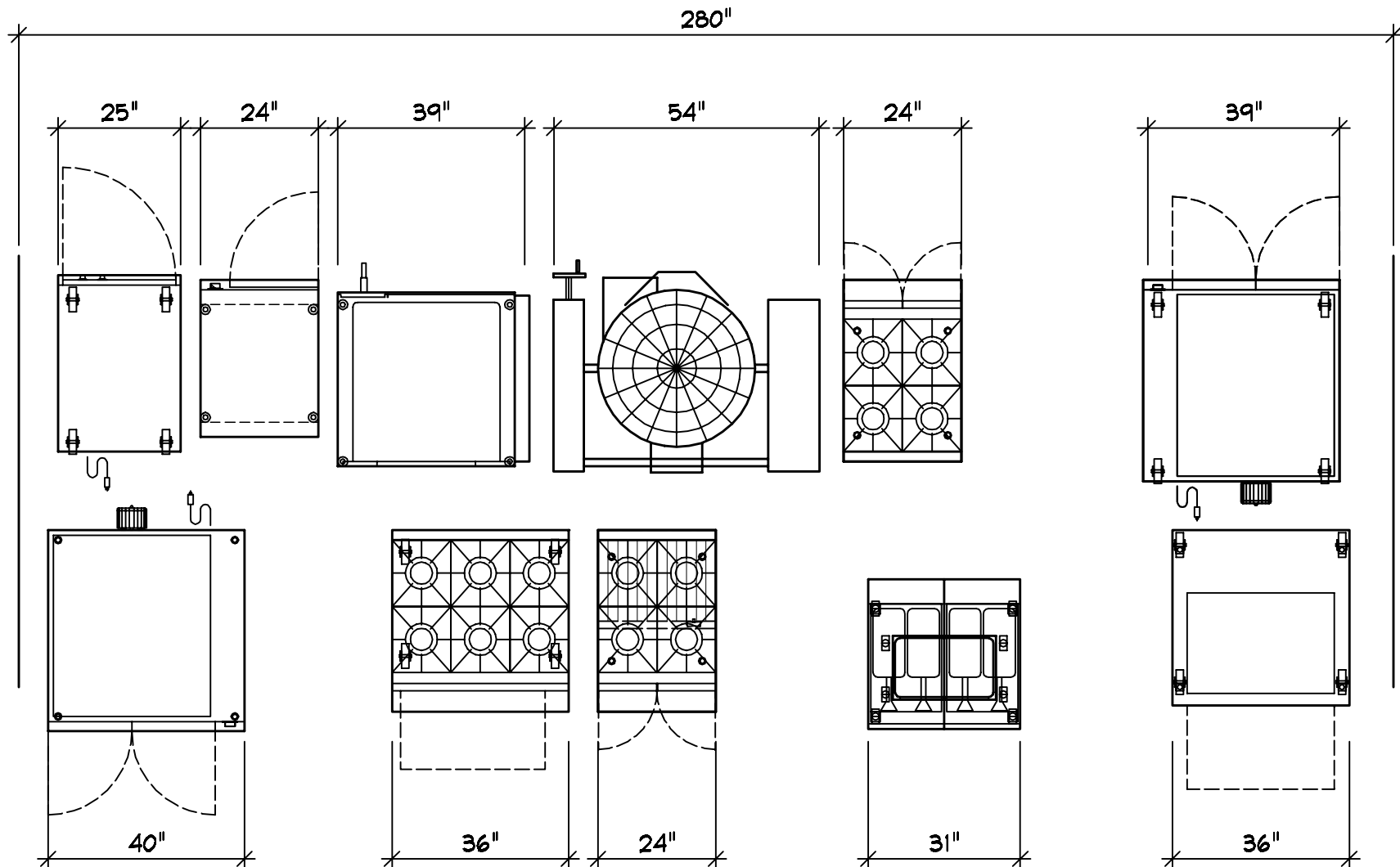


PLAN VIEW



VH-IMARK  
COPYRIGHT (C) 2021

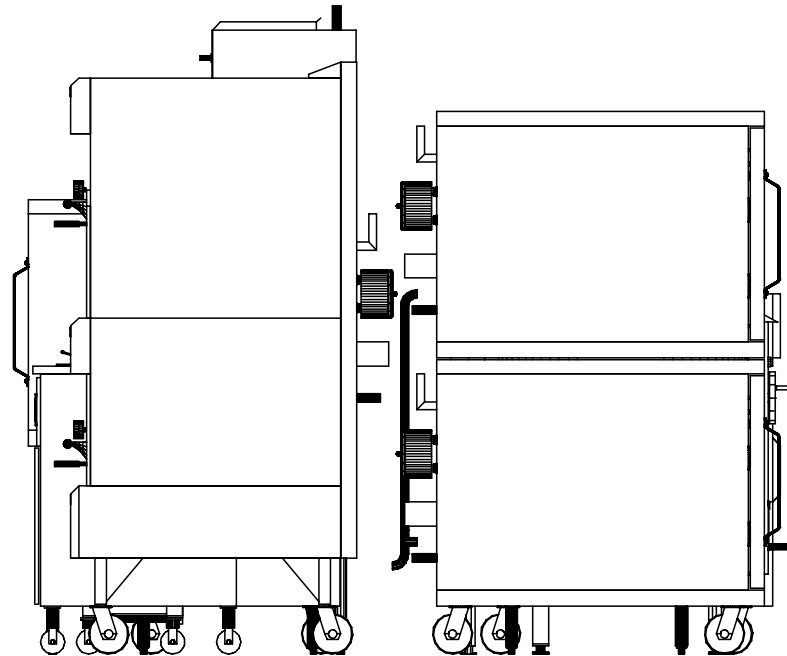
**VULCAN**

CHRIS BREWER  
IMARK

ITALIAN MARKET

10-13-21

ELEVATION



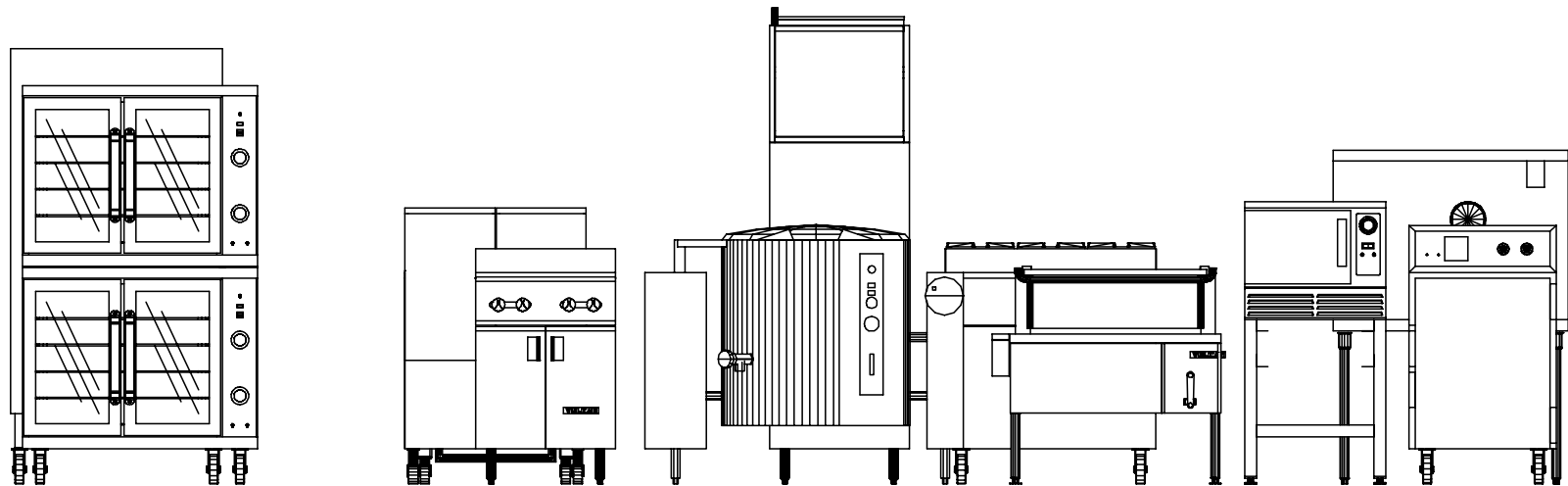
VH-IMARK  
COPYRIGHT (C) 2021

 **VULCAN**

CHRIS BREWER  
IMARK

ITALIAN MARKET  
10-13-21

ELEVATION




VH-IMARK  
COPYRIGHT (C) 2021

 **VULCAN**

CHRIS BREWER  
IMARK

ITALIAN MARKET  
10-13-21

ELEVATION



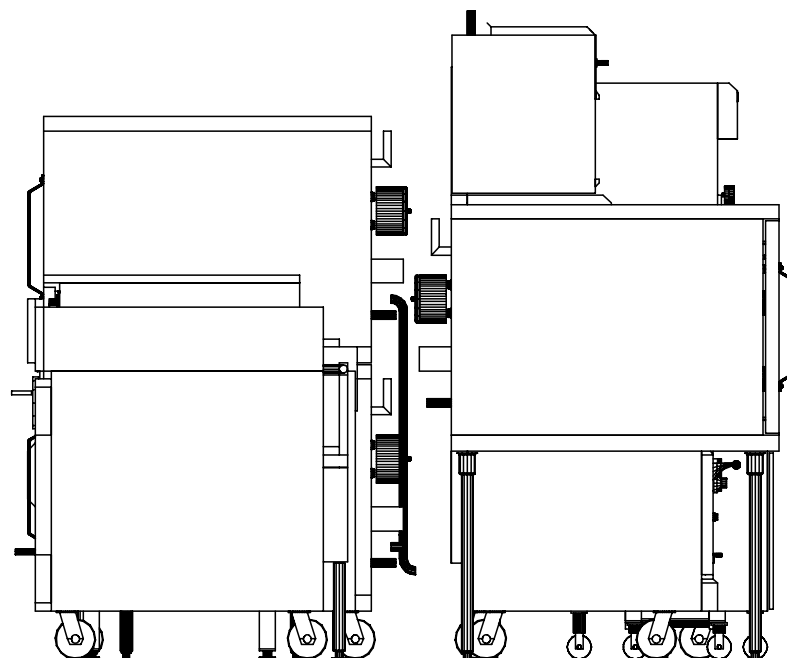
VH-IMARK  
COPYRIGHT (C) 2021

 **VULCAN**

CHRIS BREWER  
IMARK

ITALIAN MARKET  
10-13-21

ELEVATION



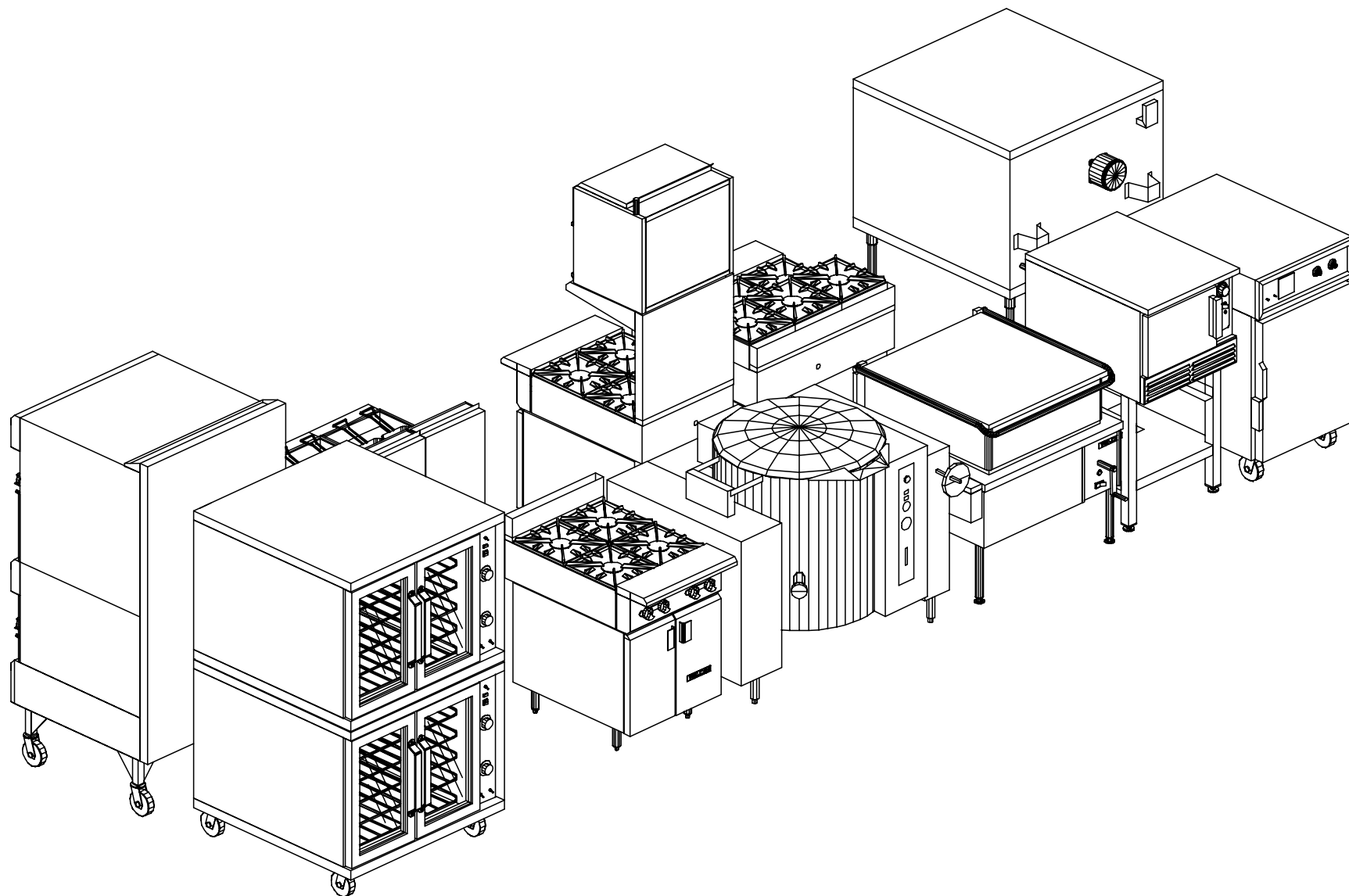
VH-IMARK  
COPYRIGHT (C) 2021

 **VULCAN**

CHRIS BREWER  
IMARK

ITALIAN MARKET  
10-13-21

NE VIEW



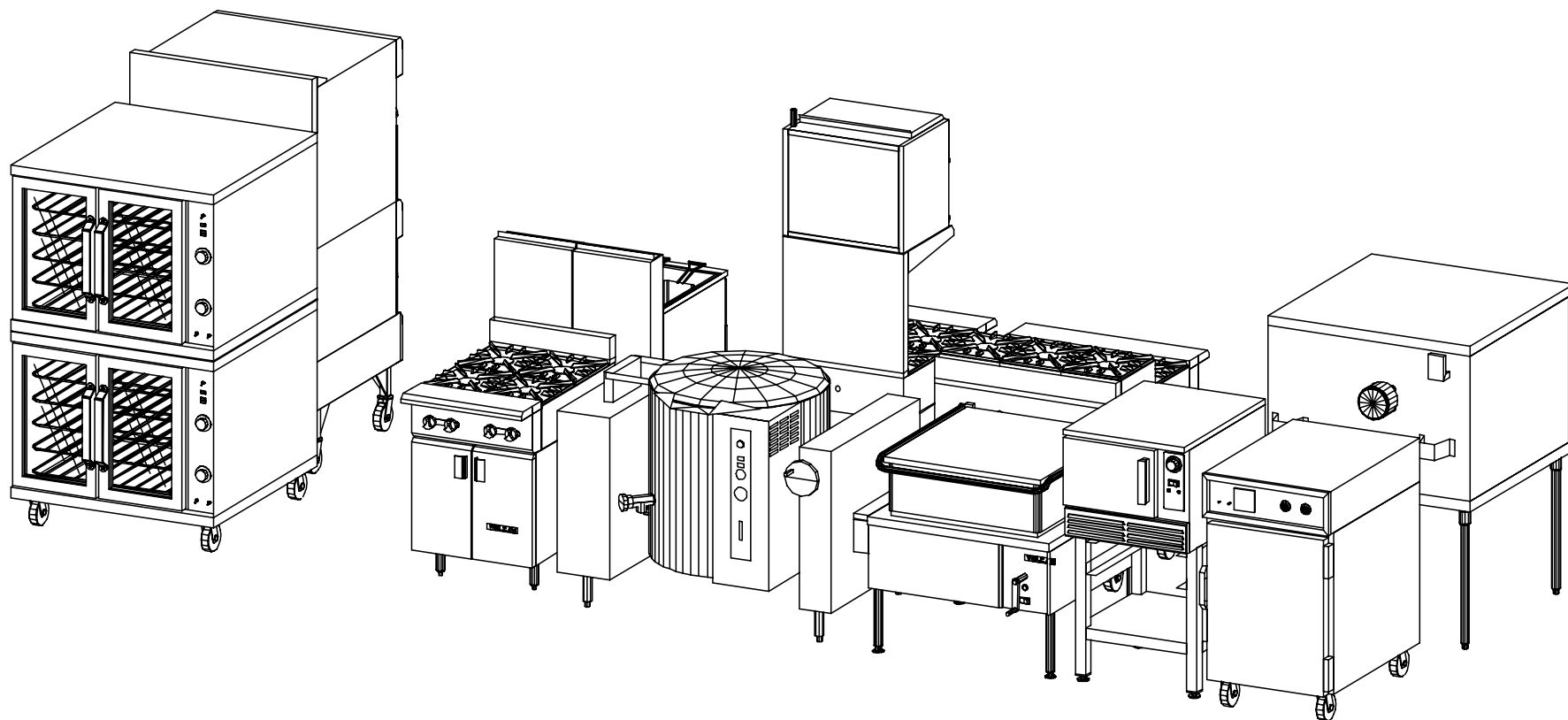
VH-IMARK  
COPYRIGHT (C) 2021

 **VULCAN**

CHRIS BREWER  
IMARK

ITALIAN MARKET  
10-13-21

NNW VIEW



VH-IMARK  
COPYRIGHT (C) 2021


 **VULCAN**

CHRIS BREWER  
IMARK

ITALIAN MARKET

10-13-21

SSS VIEW



VH-IMARK  
COPYRIGHT (C) 2021

 **VULCAN**

CHRIS BREWER  
IMARK

ITALIAN MARKET  
10-13-21

A detailed line drawing of a modular kitchen system, showing various components arranged in a layout. The components include: a large refrigerator with a freezer compartment on the left; a smaller refrigerator with a glass-paned door; a double-door oven with a warming rack; a six-burner gas cooktop; a single-burner gas cooktop; a large oven with a warming rack; a large refrigerator with a freezer compartment on the right; a smaller refrigerator with a glass-paned door; a double-door oven with a warming rack; a single-burner gas cooktop; and a large oven with a warming rack. The components are arranged in a way that shows how they can be combined to create a complete kitchen system. The drawing is a technical illustration, likely for a catalog or manual.

 VULCAN

**ITALIAN MARKET**  
10-13-21

**GENERAL NOTES - PLEASE READ****VENTILATION:**

ALL COOKING EQUIPMENT MUST BE VENTILATED BY AN APPROVED APPLIANCE IN ACCORDANCE WITH ALL APPLICABLE CODES.

**FIRE SUPPRESSION:**

ALL COOKING EQUIPMENT MUST BE PROTECTED BY AN APPROVED FIRE SUPPRESSION SYSTEM IN ACCORDANCE WITH ALL APPLICABLE CODES.

**CONNECTIONS:**

ALL PIPING, FITTINGS, AND INTERCONNECTION SERVICES SHOWN ARE TO BE SUPPLIED AND INSTALLED BY LICENSED CONTRACTORS IN ACCORDANCE WITH ALL LOCAL CODES.

**GAS CONNECTIONS:**



















EXTERNAL GAS REGULATORS, FLEXIBLE GAS LINES AND RESTRAINING CABLES PROVIDED WITH THE EQUIPMENT MUST BE INSTALLED BY LICENSED CONTRACTORS IN ACCORDANCE WITH ALL LOCAL CODES. INCOMING GAS MANIFOLD SUPPLY PRESSURE MUST NOT EXCEED 0.5 PSI (14" W.C.)

**BY OTHERS:**

VERIFY ALL EQUIPMENT LISTED AS BY OTHERS FOR SIZE AND MECHANICAL SERVICE REQUIREMENTS.

**NOTE:**

IN LINE WITH THE POLICY TO CONTINUALLY IMPROVE ITS PRODUCTS, THE MANUFACTURER RESERVE THE RIGHT TO CHANGE MATERIALS AND SPECIFICATIONS WITHOUT NOTICE.

	CONNECTION POINT
	COLD WATER
	HOT WATER
	HOT + COLD WATER
	DRAIN
	POWER
	SWITCH
	CORD SET
	CONV OUTLET RECP
	DUPLEX RECPTACLE
	SINGLE RECPTACLE
	GAS
	STEAM SUPPLY
	STEAM RETURN
	STEAM TAKE OFF
	EXHAUST VENT
	SUPPLY VENT
	REFRIGERATION

10-08-2021

10-13-2021 : 08:23:04a

10-13-2021 : 08:28:15a

10-13-2021 : 11:44:29a

Chris Brewer  
PREMIER EQUIPMENT GROUP

PROJECT CODE

**IMARK**

v. 770-205-6869

Email : cbrewer@premierequip.com